Dekoration für deine Bauernhof-Party

Wimpel, Wandbilder, Tischplatzkarten
Stohhalm- & Mitgebseltütendeko

Raetseldetektive.de

Dekoration für deinen Bauernhofgeburtstag

Mitgebseltüten

**Die Tierbilder können als Dekoration für Mitgebseltüten verwendet werden.
Dafür die Bilder ausschneiden und z.B. auf Papiertüten (Butterbrottüten) kleben.
Die Tüten mit Süßigkeiten o.ä. befüllen und mit dem Namen des Kindes beschriften.**















Siztplatzkarten

Drucke und schneide die Sitzplatzkarten je nach Anzahl der Gäste aus. Falte die Karten in der Mitte und beschrifte die Tischkarten mit den Namen der Kinder.















Strohhalmdeko

Schneide die Strohhalmdekoration am äußeren Rand aus.
Schneide die Deko an den weißen Linien ein.
Stecke die Strohhalme durch die eingeschnittenen Schlitze.

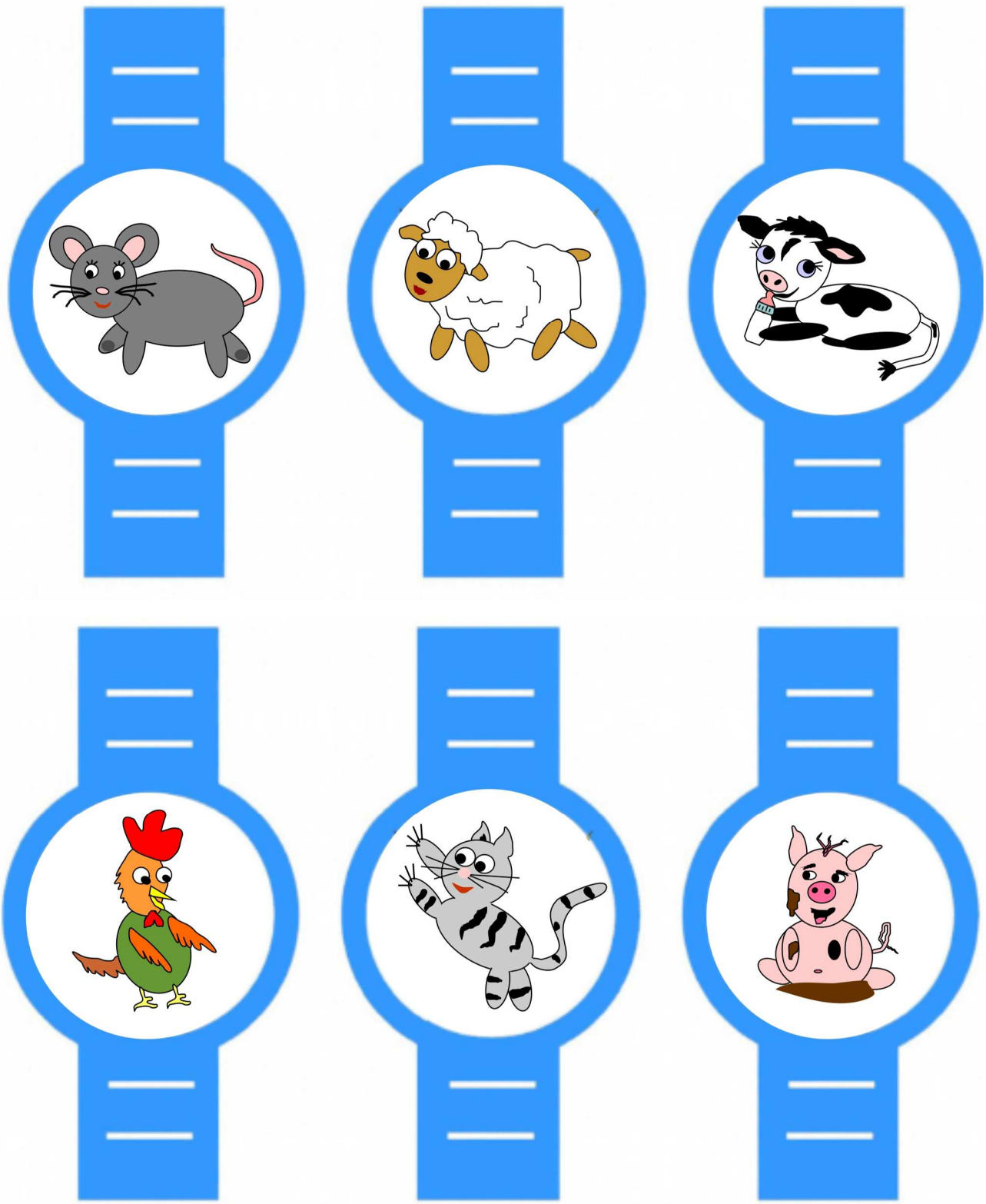

Essen-Deko I

Drucke und schneide die Kärtchen aus. Klebe immer zwei Kärtchen zusammen und stecke dabei einen Zahnstocher oder größere Holzspieße in die Mitte. Stecke die Zahnstocher anschließend in Muffins, kleine Schnitzel etc. Mit den längeren Spießen können gesunde Obstspieße hergestellt werden.



Essen-Deko II





Girlande



Drucke und schneide mehrere Fahnen aus. Falte alle Fahnen an der gestrichelten Linie in der Mitte.
Hänge die Fahnen an eine lange Schnur und klebe die Fahnen anschließend zusammen.